

Unemployment

The [Office for National Statistics \(ONS\)](#) follows the international definition by the [International Labour Organization \(ILO\)](#) to classify the **unemployed** as people without a job, who have been actively looking for a job in a recent period (one month), and are available to start working within two weeks.

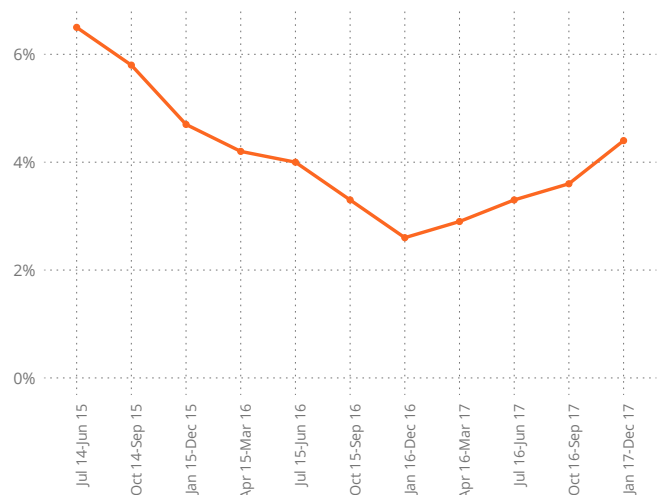
Unemployment rate during the last three years

The unemployment rate is the percentage of the economically active population (employed and unemployed) that are unemployed.

Figure 1 shows the unemployment rate reported by the Labour Force Survey. Each point represents the results from interviews conducted over a 12 month period.

When comparing similar periods among the three years, the unemployment rate has decreased from 2015 to 2016 and slightly increased from 2016 to 2017.

Figure 1: Unemployment rate of population aged 16+ in Trafford



Source: Labour Force Survey, ONS | @traffordDataLab

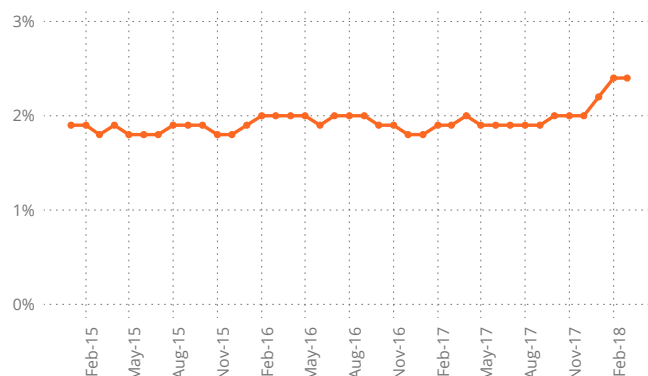
Download: [Data](#) | [Image](#) | [R code](#)

Claimant count rates from 2015

The Claimant count includes individuals claiming Universal Credit or Jobseekers Allowance due to unemployment. Figure 2 shows the Claimant count rates of the economically active population. The unemployment rate differs from claimant count rates because it includes the unemployed people that do not claim benefits.

The rate has remained at or slightly below 2% during 2015 to 2017. The rate has slightly increased during 2018, reaching 2.3%.

Figure 2: Claimant count rates of population aged 16+ in Trafford



Source: Claimant count, DWP | @traffordDataLab

Download: [Data](#) | [Image](#) | [R code](#)

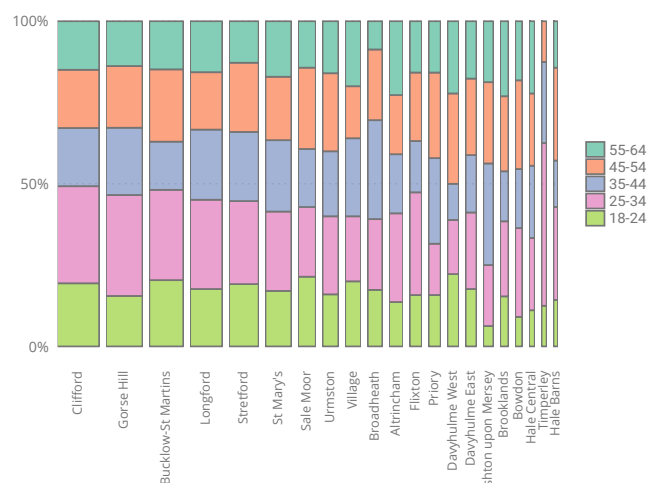
Age of claimants in Trafford wards

Figure 3 shows the composition of ages of claimants in Trafford wards in March 2018. The difference in column width reflects the difference of the number of claimants in each ward.

To better safeguard the confidentiality of information about individual claimants, the published data on the Claimant Count is rounded to the nearest 5.

In the 6 wards with the highest number of claimants (Clifford to St Mary's in Figure 3), the claimants under 34 account for 40% to 50% of the total number of claimants.

Figure 3: Age group of claimants in Trafford by wards, March 2018*



Source: Claimant Count, DWP | @traffordDataLab

*The width of the columns is proportional to the number of claimants

Download: [Data](#) | [Image](#) | [R code](#)

Economic Inactivity and Unemployment

People without a job who have not sought work in the last four weeks and/or are not available to start work in the next two weeks are classified as economically inactive.

According to the Census 2011 in Trafford wards, the percentage of the population aged 16 or over that are economically inactive varies from 27.3% in Broadheath to 42% in Hale Barns, as shown in Figure 4.

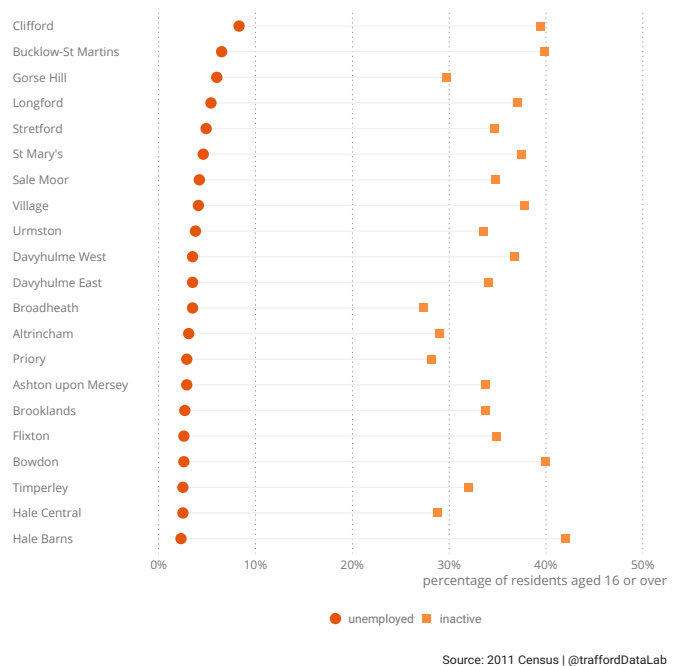
Hale Barns is also the ward with the lowest percentage of unemployment with 2.3% whilst Clifford had the highest with 8.3%

Reasons for economic inactivity

For 20 wards the most common reason for economic inactivity is retirement reaching 63.7% in Timperley. Clifford shows a different composition with the highest rate of 'student' (23.6%) and 'looking after home' (22.6%), and a high rate of 'long-term sick/disable' (21.8%).

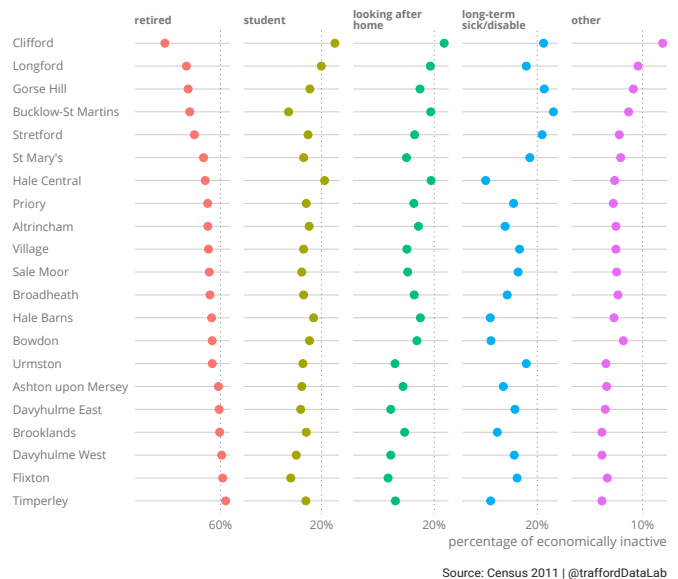
In Hale Central, a high percentage of people (20.8%) report being 'student' as the reason for economic inactivity, contrasting with the 5.4% reporting being 'long-term sick/disable' as the reason, the lowest percentage among wards in that category.

Figure 4: Economic inactivity and unemployment in Trafford wards, 2011



Download: [Data](#) | [Image](#) | [R code](#)

Figure 5: Reasons for economic inactivity in Trafford wards



Download: [Data](#) | [Image](#) | [R code](#)

Data sources

- ONS Labour Force Survey: [Annual population survey](#)
- ONS Claimant count: [Claimant count by sex and age](#)
- ONS Census 2011: [Economic Activity by sex by age LC6107EW](#), [Economic activity QS601EW](#)

Code [licensed](#) under MIT, data under OGL

