

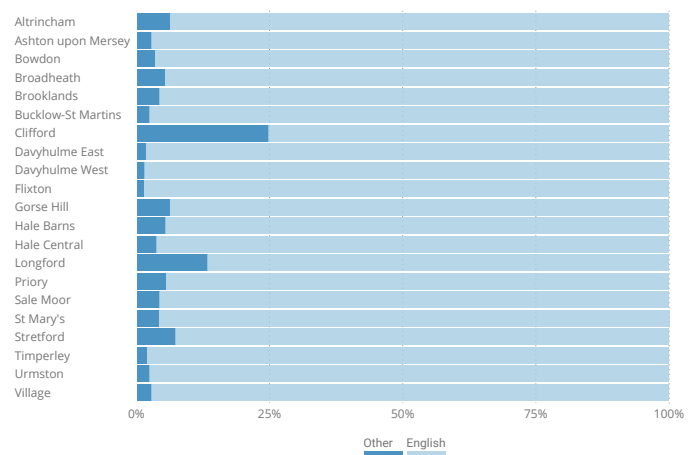
Languages

94.5% of Trafford's residents report English as their main language in the 2011 Census.

Ward variation

The proportion of residents whose main language is English varies between Trafford's 21 wards. In Clifford ward those who reported another main language accounted for 24.8% of the population

Figure 1: Main language by ward, 2011



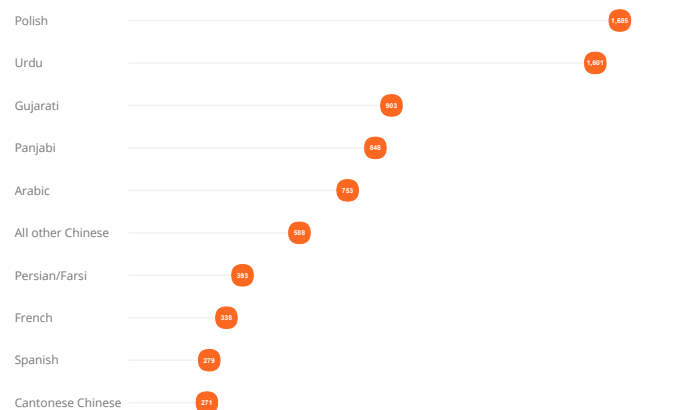
Source: 2011 Census | @traffordDataLab

Download: [Data](#) | [Image](#) | [R code](#)

Other languages in Trafford

Figure 2 shows that Polish (0.8%) and Urdu (0.7%) are the most common non-English languages spoken in Trafford.

Figure 2: Other languages spoken in Trafford, 2011



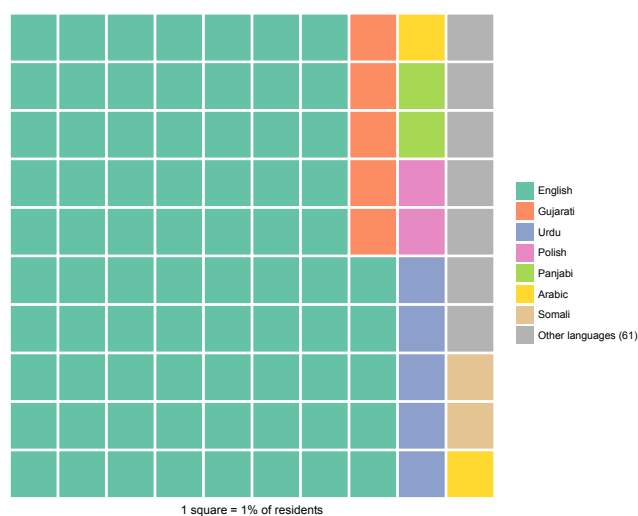
Number of residents
Source: Census 2011 | @traffordDataLab

Download: [Data](#) | [Image](#) | [R code](#)

Focus on Clifford ward

75.2% of people living in Clifford speak English as their main language. The other most common languages are Gujarati (5.0%), Urdu (4.9%), Polish (2.4%), Panjabi (2.3%), Arabic (1.9%), and Somali (1.5%). 61 other languages are spoken.

Figure 3: Main languages spoken in Clifford ward, 2011



Download: [Data](#) | [Image](#) | [R code](#)

Data sources

- Main language: [Table QS204EW, Census 2011](#)